

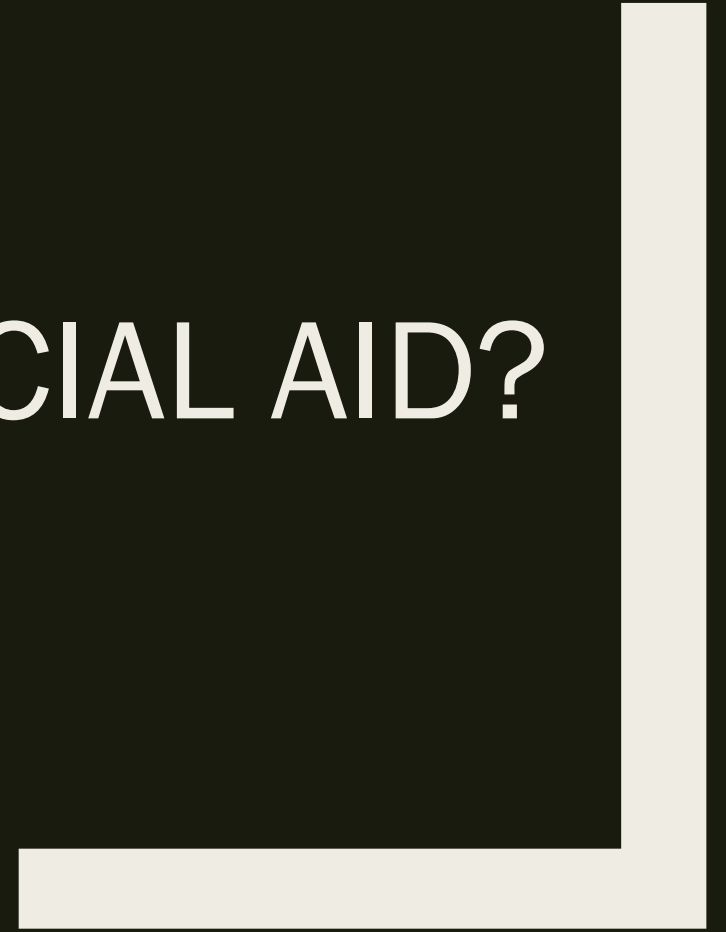
FINANCIAL AID  
VICTOR VALLEY HIGH SCHOOL  
COLLEGE AND CAREER CENTER  
FALL 2018



# Agenda Topics

- Why apply for financial aid?
- Types of financial aid
- How to apply for financial aid
- Free Application for Federal Student Aid (FAFSA)
- Dream Act
- Upcoming Workshops
- Scholarships

WHY APPLY FOR FINANCIAL AID?



# Reasons to apply for financial aid

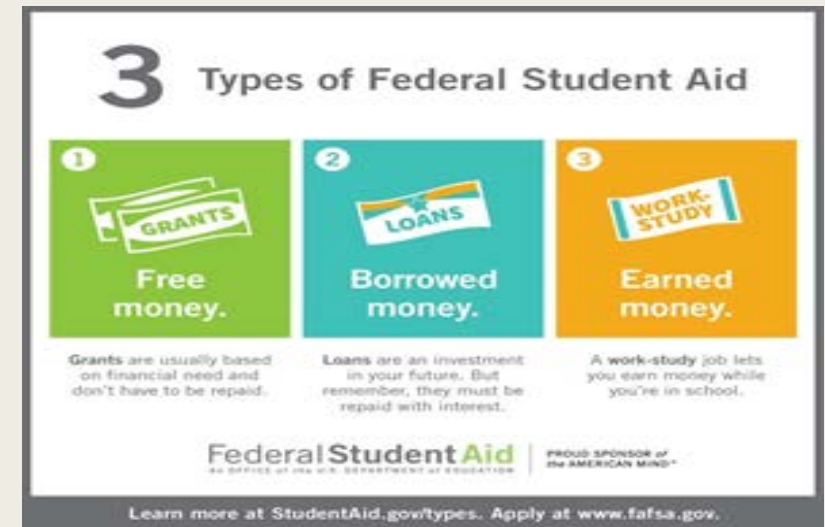
- Students who are planning to attend a community college, four year university, or vocational school can be eligible for grants (free money)
- It gives students the opportunity to receive government student loans vs. private loans
- Some scholarships require the completion of the FAFSA/Dream Act

# TYPES OF FINANCIAL AID



# What is Financial Aid?

- Money to pay for college or career school
  - **Grants** -Free money, doesn't need to be repaid
  - **Loans** -Borrowed money to be paid back with interest
  - **Work-study** -Money earned by the student as payment for a job on campus



# Grants (Free Money)

## Federal Grants

- Pell Grant
- Supplemental Education

\*\*\*Can be used for Out of State institutions

## State Grants

- Cal Grant A: 3.0 GPA  
Cal Grant B: 2.0 GPA  
Cal Grant C: Vocational Schools
- Chafee Grant (Foster Youth)
- Education Opportunity Program Grant

\*\*\*Can be used only for in-state institutions

## University Grants

- State University Grants

- Federal Grants are determined by Federal Student Aid Commission
- The California Student Aid Commission determines which Cal Grant students receive.  
Victor Valley HS will be sending them your student's GPA unless you decide to opt-out.
- University Grants are determined by the universities


# Loans

- **Subsidized Loans** - are loans made to eligible students who demonstrate financial need to help cover the cost of higher education. No interest and no payments until 6 months after graduation.
- **Unsubsidized Loans** - student does not need to demonstrate financial need to be eligible for the loan. Interest on these loans begin accruing immediately. No payments until 6 months after graduation.
- **Parent Loan (PLUS)** - allows parents borrow money to cover any costs not covered by the student's financial aid package.

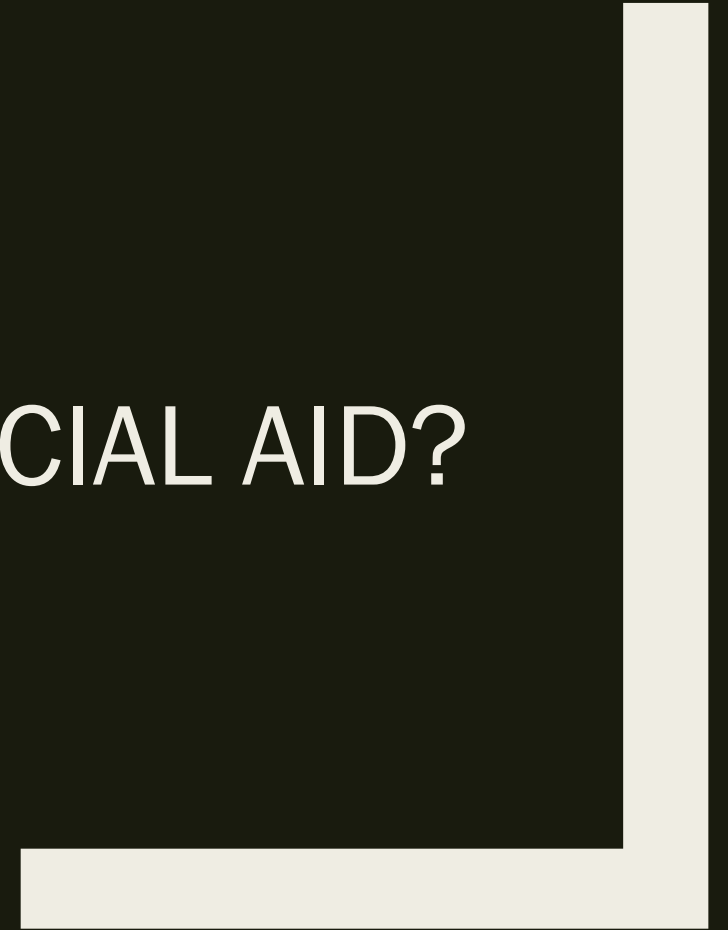


# Work-Study

- Universities and colleges have Federal Work Study job openings on their school websites.
- Students need to apply for these jobs. Students are not guaranteed a job.
- Students are paid in form of a paycheck, it is not deducted from their tuition bill.



HOW DO I APPLY FOR FINANCIAL AID?



# How to apply for financial aid?

- You apply for financial aid by completing the FAFSA or Dream Act.
- You complete only 1 application! DON'T do both the FAFSA and Dream Act.

## FAFSA

- Free Application for Federal Student Aid
- U.S. citizen, U.S. National, permanent resident, eligible non-citizen
- Valid Social Security Number

## Dream Act

- Development, Relief, and Education for Alien Minors Act •
- For undocumented youth •
- No social security number •
- Have attended a California High School for at least 3 years

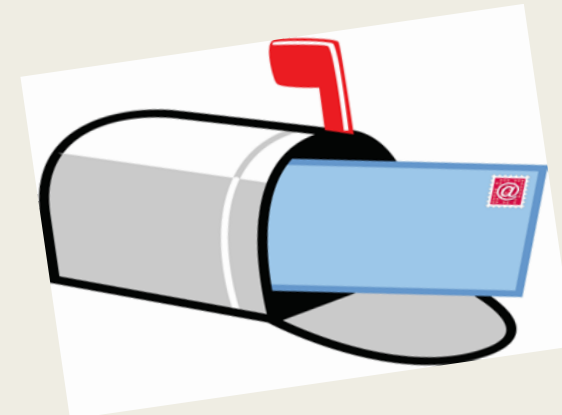
\*\*\*Students that have DACA (Deferred Action) have to apply for the Dream Act.

# Application Processing

Student Submits  
FAFSA/Dream Act

Schools Receive  
FAFSA/Dream Act

Student is contacted by  
University/College



# IMPORTANT DATES

Dream Act and FAFSA Application open  
OCTOBER 1, 2018!!!

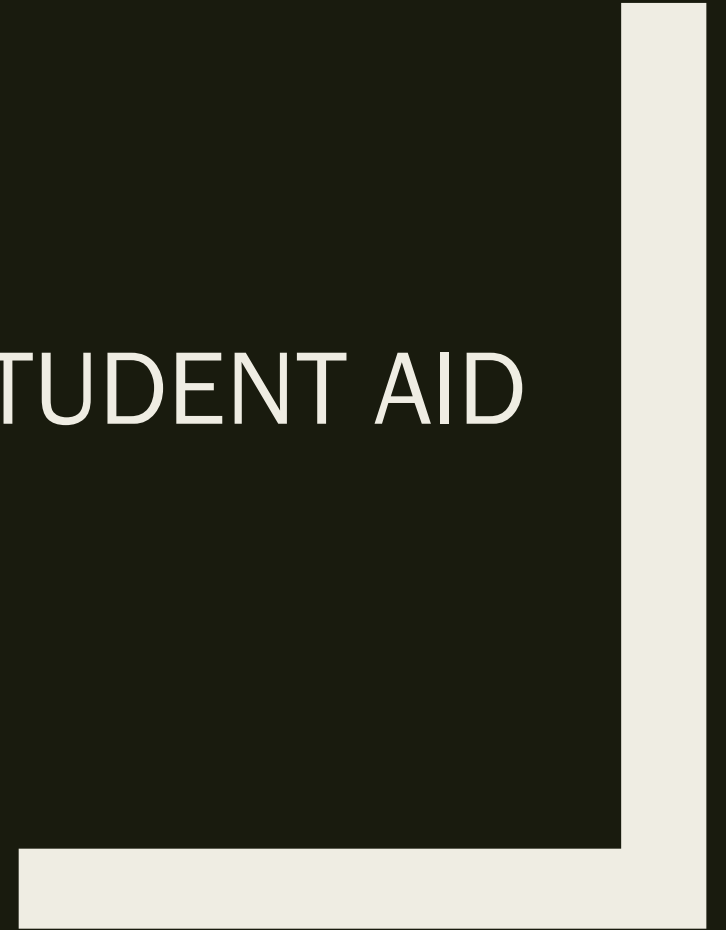
Deadline is March 2, 2019!!!

# Helpful Tips

- Write down usernames and passwords
- Write down security questions
- Students should use their personal emails and not their school email
- Remember deadlines
- Application will take about 45 minutes to complete

\*\*\*Students will have to apply for financial aid EVERY year

FREE APPLICATION FOR FEDERAL STUDENT AID  
(FAFSA)  
7 STEP PROCESS



Fafsa.ed.gov





# Step 1: About the Student

## Student Demographic Data:

- Name
- DOB
- Social Security Number
- Address

Please make sure your student is using their name as it appears on their birth certificate.

**Federal Student Aid** | PROUD SPONSOR of the AMERICAN MIND® | **FAFSA®**  
An OFFICE of the U.S. DEPARTMENT of EDUCATION | Free Application for Federal Student Aid

**Student Demographic Information**

Your last name  Your first name  Your middle initial

Your Social Security Number

Your date of birth (mmddyyyy)

Are you male or female?  
☐ Male ☐ Female

Your permanent mailing address (include apt. number)

Your city (and country if not U.S.)  Your state

Your ZIP code

Have you lived in California for at least 5 years?  
☐ Yes ☐ No

Your telephone number

Your e-mail address

What is your marital status as of today?

Do you have driver's license information that you want to provide?  
☐ Yes ☒ No

**Help and Hints**  
**Student's E-mail Address**  
**Question 13**  
Federal Student Aid uses your e-mail address to communicate important information about your application.  
E-mail addresses have only one @ symbol. The first character cannot be the @ symbol. Periods cannot be first, last, or next to another period.  
[More>>>](#)

**STUDENT**

**Navigation:** PREVIOUS NEXT

**Footer:** NEED HELP? SAVE CLEAR ALL DATA VIEW FAFSA SUMMARY EXIT

## Student Eligibility:

- Citizenship Questions
  - Will ask for Visa #, if applicable
- Student High School completion
- If student is interested in Work-Study
- Foster Youth question
- Parent Education Level

**S****T****U****D****E****N****T**

### Student Eligibility

Are you a U.S. citizen?

Are you registered with the Selective Service System?  
☐ Yes ☒ No

Most male citizens and male immigrants must register with the Selective Service System to receive federal student aid. If you are not registered, select **Register me**.  
☒ Register me

What will your high school completion status be when you begin college in the 2018-2019 school year?

What will your college grade level be when you begin the 2018-2019 school year?

What degree or certificate will you be working on when you begin the 2018-2019 school year?

Are you interested in being considered for work-study?

Will you have your first bachelor's degree before you begin the 2018-2019 school year?  
☐ Yes ☒ No

Are you a foster youth or were you at any time in the foster care system?

Highest school completed by Parent 1

Highest school completed by Parent 2

### Help and Hints

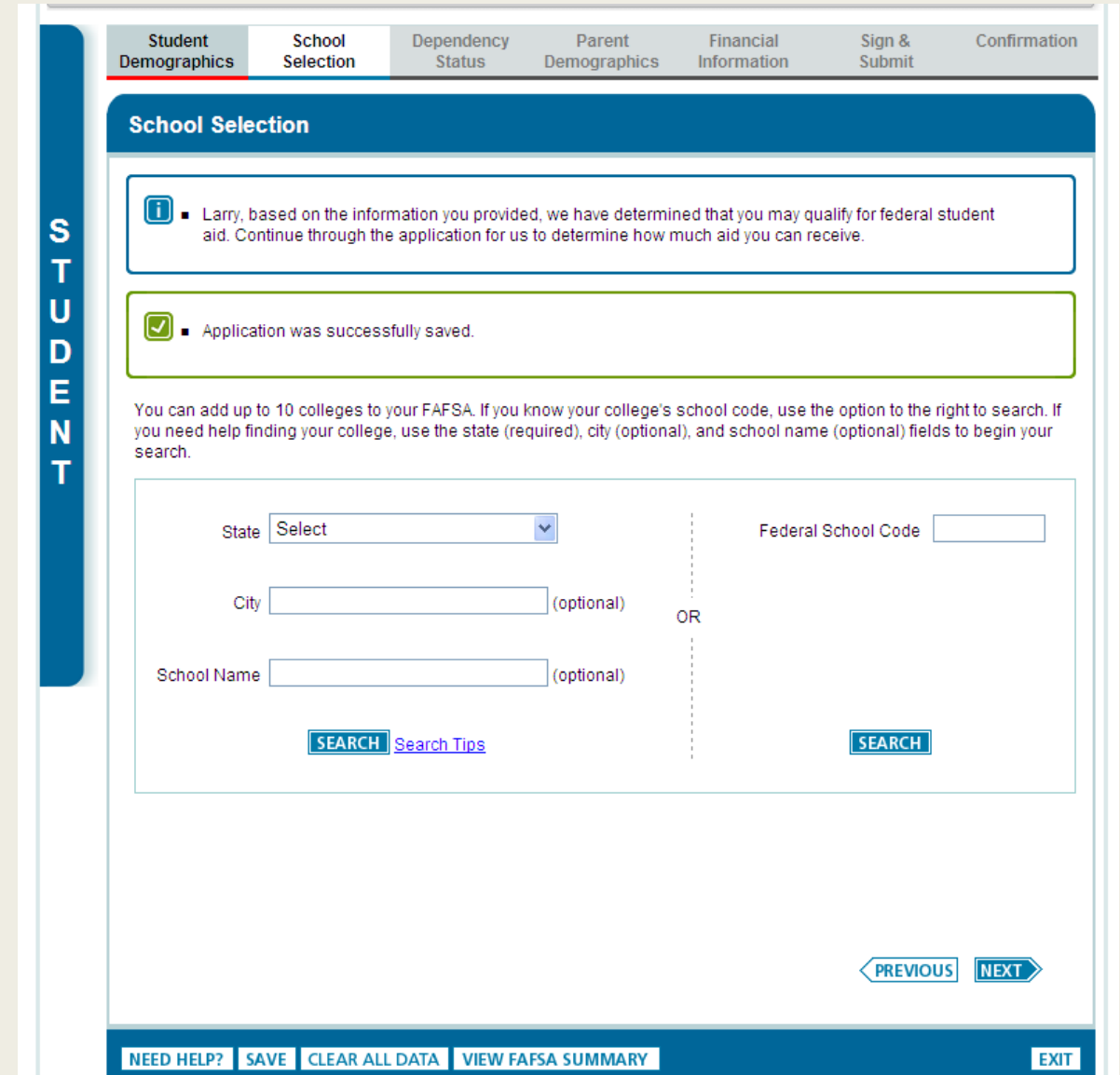
#### Parent's Educational Level Question 24 and 25

Select the answer that best describes your parent's highest level of education completed.

This question is used for state scholarship purposes only and does not affect your eligibility for federal student aid. For this question, **parent** means your birth or adoptive parent. Do not answer this question about a stepparent, legal guardian, or foster parent.

# Step 2: School Selection

- Add Colleges/ Universities that the student has applied to or plans to attend
- Select a housing plan:
  - *On campus*
  - *With parent*
  - *Off campus*



The screenshot shows the FAFSA 'School Selection' page. At the top is a navigation bar with tabs: Student Demographics, School Selection (active), Dependency Status, Parent Demographics, Financial Information, Sign & Submit, and Confirmation. A vertical 'STUDENT' label is on the left. The main content area has a blue header 'School Selection'. Below it are two message boxes: an information box stating that the student may qualify for federal student aid, and a success box stating the application was saved. A paragraph explains that up to 10 colleges can be added and provides instructions on how to search using state, city, or school name. The search section contains a 'State' dropdown menu, a 'City' text box, and a 'School Name' text box, all with '(optional)' labels. To the right is a 'Federal School Code' text box. A vertical dashed line separates the search fields from the 'Federal School Code' field. Below the search fields are 'SEARCH' buttons and a 'Search Tips' link. At the bottom right are 'PREVIOUS' and 'NEXT' buttons. The footer contains links for 'NEED HELP?', 'SAVE', 'CLEAR ALL DATA', 'VIEW FAFSA SUMMARY', and an 'EXIT' button.

STUDENT

Student Demographics School Selection Dependency Status Parent Demographics Financial Information Sign & Submit Confirmation

**School Selection**

**i** ■ Larry, based on the information you provided, we have determined that you may qualify for federal student aid. Continue through the application for us to determine how much aid you can receive.

**✓** ■ Application was successfully saved.

You can add up to 10 colleges to your FAFSA. If you know your college's school code, use the option to the right to search. If you need help finding your college, use the state (required), city (optional), and school name (optional) fields to begin your search.

State  Federal School Code

City  (optional) OR

School Name  (optional)

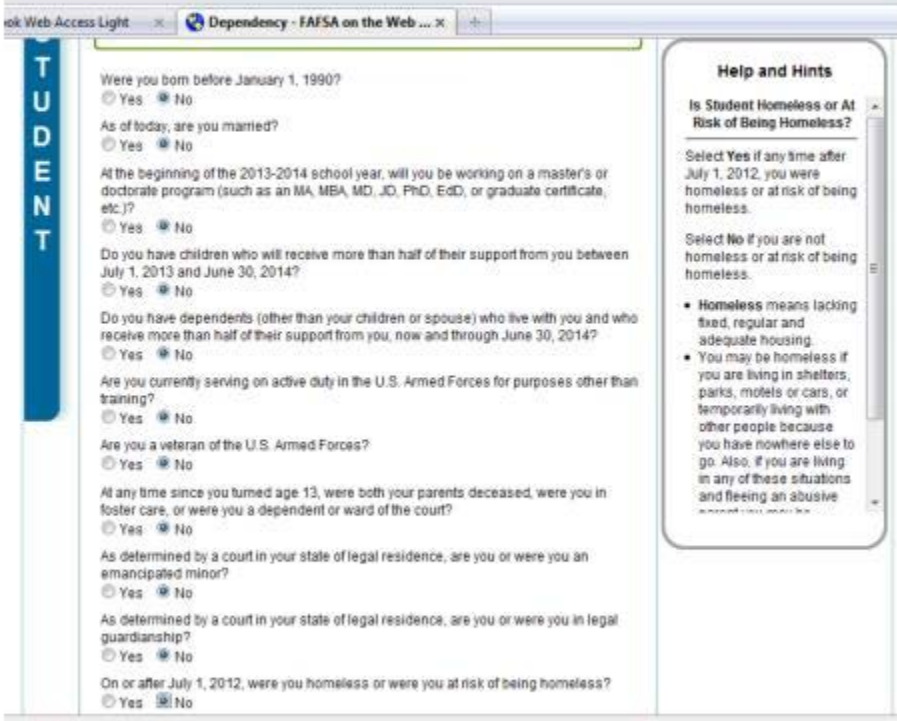
[Search Tips](#)

[NEED HELP?](#) [SAVE](#) [CLEAR ALL DATA](#) [VIEW FAFSA SUMMARY](#) [EXIT](#)

# Step 3: Determining Student Dependency Status

- The majority of students will be considered “Dependents”
- Situations where a student is considered “Independent” are if they:
  - *Have children*
  - *Foster Youth*
  - *Homeless Youth/Unaccompanied Minors*
  - *Emancipated Minors*
  - *Legal Guardianship (via court)*
  - *Married*
  - *Active Duty*

## Dependency Status



The screenshot shows the FAFSA Dependency Status form. On the left is a vertical blue bar with the word 'STUDENT' in white. The main form area contains several questions with radio button options for 'Yes' and 'No'. The questions are: 'Were you born before January 1, 1990?', 'As of today, are you married?', 'At the beginning of the 2013-2014 school year, will you be working on a master's or doctorate program...', 'Do you have children who will receive more than half of their support from you between July 1, 2013 and June 30, 2014?', 'Do you have dependents (other than your children or spouse) who live with you and who receive more than half of their support from you, now and through June 30, 2014?', 'Are you currently serving on active duty in the U.S. Armed Forces for purposes other than training?', 'Are you a veteran of the U.S. Armed Forces?', 'At any time since you turned age 13, were both your parents deceased, were you in foster care, or were you a dependent or ward of the court?', 'As determined by a court in your state of legal residence, are you or were you an emancipated minor?', 'As determined by a court in your state of legal residence, are you or were you in legal guardianship?', and 'On or after July 1, 2012, were you homeless or were you at risk of being homeless?'. On the right side of the form is a 'Help and Hints' box titled 'Is Student Homeless or At Risk of Being Homeless?'. It provides instructions on when to select 'Yes' or 'No' and lists criteria for being homeless, such as lacking fixed, regular, and adequate housing, or living in shelters, parks, motels, or cars.

- If a *dependent student*, the student will report their own and his or her parents' information.
- If an *independent student*, the student will report his or her own information (and, if married, his or her spouse's).

21

**Federal Student Aid**  
An OFFICE of the U.S. DEPARTMENT of EDUCATION

PROUD SPONSOR of  
the AMERICAN MIND™

# Step 4: Parent Information for Dependent Students

- **Parent demographics**
  - Social Security #
  - Undocumented parents: please use 000-00-0000 for Social Security #
  - DOB
- **Marital status**
- **Household size**
  - Parent provides more than 50% financial support
- **Number of students enrolled in College**

The screenshot shows the FAFSA 'Parents Demographics' section. At the top, it says 'Federal Student Aid' and 'FAFSA® Free Application for Federal Student Aid'. A navigation bar includes tabs for 'Student Demographics', 'School Selection', 'Dependency Status', 'Parent Demographics' (which is selected), 'Financial Information', 'Sign & Submit', and 'Confirmation'. A vertical sidebar on the left is labeled 'PARENT'. The main content area, titled 'Parent Demographics Information', shows a success message: 'Application was successfully saved.' Below this, it asks for the parent's marital status with a dropdown menu currently set to 'Select'. It also has a field for 'Your parents' e-mail address'. A question asks if parents have lived in Canada for at least 5 years, with 'Yes' and 'No' radio buttons. Another question asks for the number of family members in the household in 2015-2016, with a 'HOUSEHOLD SIZE' button. A final question asks how many people in the household will be college students between July 1, 2015, and June 30, 2016. On the right, a 'Help and Hints' box explains 'Parents' Marital Status' and defines a legal parent. At the bottom, there are buttons for 'NEED HELP?', 'SAVE', 'CLEAR ALL DATA', 'VIEW FAFSA SUMMARY', and 'EXIT'. Navigation buttons 'PREVIOUS' and 'NEXT' are also present.



# Parent Income Information

## IRS Data Retrieval Tool

- Transfers information directly from the IRS
- Will use 2017 tax return information
- It will directly transfer you to the IRS website

**PARENT**

Student Demographics	School Selection	Dependency Status	Parent Demographics	Financial Information	Sign & Submit	Confirmation
----------------------	------------------	-------------------	---------------------	-----------------------	---------------	--------------

### Parent Tax Information

☒ Application was successfully saved.

For 2012, has your mother completed her IRS income tax return or another tax return?  
**Already completed**

☐ You, the mother, may be able to use the [IRS Data Retrieval Tool](#) to view and transfer your tax information from the IRS.

Did you, the mother, file an amended tax return?  
☐ Yes ☒ No

Did you, the mother, file a Puerto Rican or foreign tax return?  
☐ Yes ☒ No

Did you, the mother, file taxes electronically in the last 3 weeks (or by mail in the last 8 weeks)?  
☒ Yes ☐ No

If you filed your taxes electronically within the last 3 weeks or if you filed your taxes by mail within the last 8 weeks, your tax information may not be available yet from the IRS. You can determine if you should attempt to access your tax information from the IRS at this time. Keep in mind any [deadlines](#).

Enter your PIN and click **Link To IRS**.

What is your (the mother's/stepmother's) PIN?  
 [Apply For A PIN](#)  
[I Forgot/Don't Know My PIN](#)  
**LINK TO IRS**

**PREVIOUS** **NEXT**

**NEED HELP?** **SAVE** **CLEAR ALL DATA** **VIEW FAFSA SUMMARY** **EXIT**

### Help and Hints

**Filed an Amended Tax Return?**

If you, the parent(s), filed an amended tax return, select **Yes**; otherwise, select **No**.

You are not eligible to use the [IRS Data Retrieval Tool](#) if you filed an amended tax return.

**Related Topics:**  
[Why can't I use the IRS Data Retrieval Tool if I filed an amended tax return?](#)

# Situations when you won't be able to use the IRS Retrieval tool

You won't be able to use the IRS Retrieval tool IF:

- You've made correction on your taxes (Form 1040X amended tax return)
- Are undocumented and filed taxes using an Individual Taxpayer Identification Number (ITIN)
- Sometimes there are technical issues with transferring information from the IRS

DON'T Worry!!!! You can still complete the FAFSA.  
You will simply need to manually input tax return  
information.

# Step 5: Student Income

- If your student worked and filed their 2017 taxes they will also provide their income

STUDENT

Student Demographics

School Selection

Dependency Status

Parent Demographics

Financial Information

Student Tax Information

Attention!

You must provide financial information from your 2016 tax return on the following pages.

Application was successfully saved.

For 2016, have you completed your IRS income tax return or another tax return?

Already completed ▾

For 2016, what is your tax filing status according to your tax return?

Single ▾

Did you file a Puerto Rican or foreign tax return for 2016?

☐ Yes ☒ No

Applying is faster and easier if you transfer your tax return information into this FAFSA with the IRS Data Retrieval Tool (IRS DRT)!

LINK TO IRS

PREVIOUS

NEXT

NEED HELP?

SAVE

CLEAR ALL DATA

VIEW FAFSA SUMMARY

EXIT



# Step 6: Signatures

Last Step:

- Student AND Parent will have to create an FSA ID
  - *FSA ID is a “username and password” that is used as a form of electronic signature*
- Student AND Parent will have to agree to Terms and Conditions
- Submit!!!

**\*\*\*Parents with no SS # will not be able to create an FSA ID. They will have to print out a signature page and mail it.**

Federal Student Aid | PROUD SPONSOR of the AMERICAN MIND® | FAFSA®  
An OFFICE of the U.S. DEPARTMENT of EDUCATION | Free Application for Federal Student Aid

Help

Student Demographics | School Selection | Dependency Status | Parent Demographics | Financial Information | **Sign & Submit** | Confirmation

**Sign & Submit**

☒ Application was successfully saved.

[VIEW OR PRINT YOUR FAFSA INFORMATION](#)

Are you a [preparer](#)?  
☐ Yes ☒ No

**Student Signature**

Student's Social Security Number: XXX-XX-2581  
Student's last name: Data  
Student's date of birth: 01/01/1994

**READ BEFORE PROCEEDING**  
By signing this application electronically using your Federal Student Aid PIN, username and password, and/or any other credential or by signing a signature page and mailing it to us, YOU, THE STUDENT, certify that you:

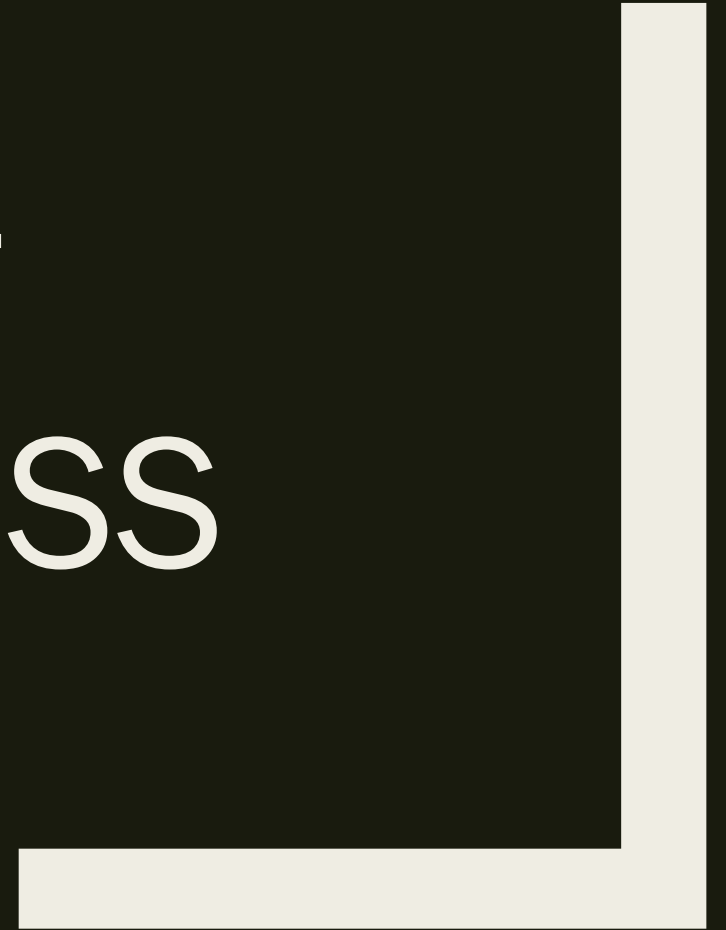
1. will use federal and/or state student financial aid only to pay the cost of attending an institution of higher education,
2. are not in default on a federal student loan or have made satisfactory arrangements to repay it,
3. do not owe money back on a federal student grant or have made satisfactory arrangements to repay it,
4. will notify your school if you default on a federal student loan, and
5. will not receive a Federal Pell Grant from more than one school for the same

I, the student, agree to the terms outlined above.  
☐ Agree ☒ Disagree

[SIGN](#)

**Help and Hints**  
Are you a preparer?  
A preparer is anyone who charges a fee for helping you fill out your FAFSA.  
Typically high school counselors, school financial aid administrators, or other mentors do not charge a fee to help you complete your application, so they are not considered preparers unless you paid them for their services.  
If you are a preparer, select **Yes**.

# DREAM ACT 8 STEP PROCESS



# WWW.CALDREAMACT.ORG

The screenshot shows the homepage of the California Student Aid Commission's website for the California Dream Act. At the top, there is a navigation bar with links for Home, CA.gov, CASC, and Privacy Policy. The main header features the California Student Aid Commission logo and a large banner with a smiling woman holding a pen. The banner text reads "CALIFORNIA DREAM ACT Apply by March 2". Below this, a text box explains that the application allows students to apply for state financial aid. The main content area is titled "Check out our California Dream Act information & resources." and contains three columns of information. The first column, "Announcements", lists three items: a reminder to apply by March 2, a link to the application, and a link to the application. The second column, "NEW to the CA Dream Act?", lists three items: a link to the application, a link to the application, and a link to the application. The third column, "Returning from CA Dream Act?", lists three items: a link to the application, a link to the application, and a link to the application. At the bottom, there is a disclaimer about the security and confidentiality of student records.

CA GOV California Student Aid Commission

Home | CA.gov | CASC | Privacy Policy

## CALIFORNIA DREAM ACT

### Apply by March 2

The California Dream Act Application allows students enrolled in eligible California Colleges, Universities and Career Education Programs to apply for state financial aid. This application is available in the Federal Student Aid System for California Students (FSA/CASC).

Check out our California Dream Act information & resources.

#### Announcements

- 1. Reminder: Apply for California Dream Act by March 2nd and before the deadline.
- 2. To apply for a CA Dream Act, submit the California Dream Act Application by March 2.
- 3. See the website announcements for more information on the California Dream Act Application and the important early deadline for students who are eligible for the FSA/CASC.

#### NEW to the CA Dream Act?

First Time User?

- 1. Read the CA Dream Act Application.
- 2. Get Started.

Start

#### Returning from CA Dream Act?

- 1. Complete a renewal application.
- 2. Make a selection for your application.
- 3. Review your application.
- 4. Add a comment.

Login

#### Student Parent Signature

- 1. Request a Parent PIN.
- 2. Forget your Parent PIN?
- 3. Sign the Student Application.

Parent Signature

The California Student Aid Commission has strict security and confidentiality policies and procedures in place to protect the integrity and confidentiality of student records. The California Student Aid Commission has not lost, or in the past, shared any information which would indicate a student's enrollment status, either documented or undocumented. The California Student Aid Commission and others in the Family Educational Rights and Privacy Act (FERPA) and the California Student Aid Act (CSAA) are required to protect the privacy of student records.

# Step 1: Confirming AB 540 Criteria

## AB 540 Criteria:

- Attended high school in CA for 3 or more years
- Graduated or will graduate from a CA high school
- Will enroll at an accredited CA college or university
- Don't hold a valid non-immigrant visa (F, J, H, L, A, B, C, D, E, etc.)

The screenshot shows the California Student Aid Commission website. At the top, there is a navigation bar with links: Home, CA.GOV, CSAC.CA.GOV, Privacy Policy, and Help. The main header features the CA.GOV logo and the California Student Aid Commission logo. A large orange banner is positioned below the header. On the left side of the main content area, there is a vertical blue bar with the word "STUDENT" written vertically. The main content area contains a form titled "Do you meet the AB540 criteria list below?". There are two radio buttons: "Yes" (selected) and "No". Below the radio buttons is a green "Continue" button with a right arrow. The criteria list is as follows:

- Attended a California high school for at least three years OR graduated early from a California high school with the equivalent of at least three years of credits\*, **AND**
- Graduated or will graduate from a California high school or passed the California High School Proficiency Examination (CHSPE), or obtained a Certificate of General Education Development (GED), **AND**
- Will register or enroll in an accredited and qualifying California college or university, **AND**
- If applicable, complete(d) an affidavit to legalize immigration status as soon as you are eligible, **AND**
- Do not hold a valid non-immigrant visa (F, J, H, L, A, B, C, D, E, etc.)\*\*

Footnotes:

\*If you graduated early from high school under this provision, you must also have attended CA schools (elementary and secondary) for a cumulative total of three or more years.

\*\*If you have Temporary Protected Status or hold a U Visa select "Yes"

# Step 2: Student Demographic Information

## Student Demographic:

- Name
- Address
- Will ask students to create a username and password

### Lets Get Started

Please complete the following form in order to continue. The minimum required fields are indicated with a red asterisk, although we recommend completing the entire form in order to expedite your application processing time.

#### Student Information

* First Name	<input type="text"/>
Middle Initial	<input type="text"/>
* Last Name	<input type="text"/>
* Date of Birth	<input type="text"/>

#### Student Address

* Mailing Address	<input type="text"/>
* City	<input type="text"/>
* State	<input type="text" value="-- SELECT --"/>
* Zip Code	<input type="text"/>

#### Student Contact

Phone Number	<input type="text"/>
* Email Address	<input type="text"/>
* Confirm Email Address	<input type="text"/>

#### Security Information

User ID Hint: Length 6 - 128 characters, accepts Alphanumeric and \_ . - @

\* User ID

Password Hint: Length 6 - 40 characters, at least one number, one lowercase, one uppercase

\* Password

\* Confirm Password

\* Security Question

Security Answer Hint: Minimum length is 6 characters

\* Security Answer

\* Confirm Security Answer

CancelContinue

# Step 3: Student Income

- If student worked and filed 2017 taxes they will have to manually input information

CA .GOV California Student Aid Commission

Home | CA.GOV | CSAC.CA.GOV | Privacy Policy | Help

Welcome [Name] | Logout

## CA Dream Application

Academic Year 2016 - 2017

Instructions | **Student** | Dependency | Parent | Signature | Confirmation | CaISAR

1) \* Your Last Name

2) \* Your First Name

3) Your Middle Initial

4) \* Your Street or Post Office Mailing Address

5) \* City

**27:45**  
Min:Sec  
[Save Application](#)

Copyright © 2015 State of California DA. 81D.1 CA.GOV CSAC.CA.GOV Contact Us Privacy Policy Terms of Use Help

# Step 4: College Selection

- Add Colleges/ Universities that the student has applied to or plans to attend
- Select a housing plan:
  - *On campus*
  - *With parent*
  - *Off campus*

# Step 5: Dependency Questions

- The majority of students will be considered “Dependents”
- The only time a student is considered “Independent” is if they:
  - *Have children*
  - *Foster Youth*
  - *Homeless Youth/Unaccompanied Minors*
  - *Emancipated Minors*
  - *Legal Guardianship (via court)*
  - *Married*
  - *Active Duty*



# Step 6: Parent Information

- Parent marital status
- Parent Social Security # or ITIN Number
- Tax Return information from 2017 will have to be manually entered

# Step 7: Student Signature

- Read terms and conditions
- Student signs application

The screenshot displays the 'CA Dream Application' website for the Academic Year 2016 - 2017. The page is titled 'CA Dream Application' and 'Academic Year 2016 - 2017'. The navigation bar includes links for Home, CA.GOV, CSAC.CA.GOV, Privacy Policy, and Help. The main content area shows the 'Signature' step, which includes a list of terms and conditions, a paragraph of legal text, and a 'Student signature' field with a checkbox to sign. A large digital clock shows 24:00 minutes remaining, with a 'Save Application' button below it. The footer contains copyright information and additional links.

CA.GOV California Student Aid Commission

Home | CA.GOV | CSAC.CA.GOV | Privacy Policy | Help

Welcome [User] | Logout

## CA Dream Application

Academic Year 2016 - 2017

Instructions | Student | Dependency | Parent | **Signature** | Confirmation | CaSAR

- You do not owe money back on a federal or state student grant or have made satisfactory arrangements to repay it;
- You will notify your college if you default on a federal student loan; and
- You will not receive a Cal Grant from more than one college for the same period of time.

If you are the parent or the student, by signing this application you agree, if asked, to provide information that will verify the accuracy of your completed form. This information may include U.S. or state income tax forms that you filed or are required to file. Also, you certify that you understand that the California Attorney General has the authority to verify information reported on this application with the Franchise Tax Board and other state or federal agencies. If you sign any document related to the state student aid programs electronically, you certify that you are the person identified. If you purposely give false or misleading information, you may be fined up to \$20,000, sent to prison, or both.

**Student signature** ☐ (check this box to sign)

**24:00**  
Min: Sec  
**Save Application**

**Save** **Submit**

Single Click! Double clicking the submit button may prevent you from receiving confirmation for this application.

Copyright © 2013 State of California DA. 81D.1 CA.GOV CSAC.CA.GOV Contact Us Privacy Policy Terms of Use Help

# Step 8: Parent Signature

**CA.GOV** California Student Aid Commission

**CALIFORNIA DREAM ACT**  
**Apply by March 2**

The California Dream Act Application allows students enrolled in eligible California Colleges, Universities and Career Education Programs to apply for state financial aid. This application is unrelated to the federal Deferred Action for Childhood Arrivals (DACA) program.

Check out our California Dream Act information & resources.

**Announcements:**

- Release from the Executive Order for Dream students and their families
- To apply for a CA Dream Act submit a California Dream Act Application by March 2
- Due to federal immigration, the online California Dream Act Application will be unavailable every Friday and Sunday from 11:00 p.m. to 12:00 a.m. (PST).

**NEW to the CA Dream Act? First Time User?**

- Start a NEW application
- Get Started

**Returning to the CA Dream Act?**

- Complete a renewal application
- Make a correction to your application
- Renew your application
- Add a school

**Submit Parent Signature**

- Request a Parent PIN
- Forgot your Parent PIN?
- Sign the Student application

**Parent Signature**

The California Student Aid Commission has strict security and confidentiality policies and procedures in place to protect the integrity and confidentiality of student records. The California Student Aid Commission has not now, or in the past, shared any information which would indicate a student's immigration status, either identified or unidentified. The California Student Aid Commission also adheres to the Family Educational Rights and Privacy Act (FERPA) 20 U.S.C. § 1232g, 34 CFR § 101.3, a Federal law that protects the privacy of student education records.